

Stone Manual – A. Grebelsky & Son

Ramon Grey



Grey Gold



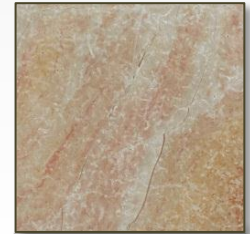
Benjamin Grey



Galilee Grey



Jerusalem Red



Jerusalem Pearl



Jerusalem Desert



Jerusalem Bone



Jerusalem Cream



Ramon Cream



About Us



Applications



Halila




Jerusalem Gold




Grebelsky


A. Grebelsky & Son
Crafting Jerusalem Limestone
Since 1923

Ramon Grey



Exterior Usage: Suitable for paving and cladding applications in freezing and non-freezing conditions.	Durability: Suitable for most commercial and/or high traffic areas.	Usage in wet conditions: Suitable for wet surroundings.
Color Range 	Other Names: Jerusalem Gray Jerusalem Taupe Stone Type: Limestone Quarry Location: Mitzpe Ramon, Grebelsky Quarry	Special Notes: <ul style="list-style-type: none">• Application of a sealer is recommended. (Note: It is advised to apply a sealer prior to grouting.) <p style="text-align: right;">Back to Top</p>

Jerusalem Gold



Exterior Usage:


Suitable for cladding in freezing and non-freezing conditions.
Suitable for paving in **non-freezing** conditions.
Not Recommended for paving in freeze-thaw conditions.

Durability:

Suitable for residential and/or low traffic areas. High traffic conditions require a high level of maintenance.

Usage in wet conditions:

Spalling may occur in case of humidity access or still water underneath the stone.



Other Names:

Ramon Gold
Ramon Yellow

Stone Type:

Limestone

Quarry Location:

Mitzpe Ramon,
Grebelsky Quarry


Special Notes:

- Might contain dry seams, pits, fossils and glass veins- all of which are inherent characteristics of the stone and are filled at the factory during production. Since these voids may sometimes lose their fillings, they should be refilled as a part of standard maintenance.
- This stone contains deposits of minerals that may react to moisture. Caution should be taken in installations where this material is exposed to standing or running water which may result in spalling on the face of the stone.
- Application of a sealer is recommended. (Note: It is advised to apply a sealer prior to grouting.)


[Back to Top](#)

Ramon Cream




Exterior Usage: Suitable for paving and cladding applications in freezing and non-freezing conditions.	Durability: Suitable for most commercial and/or high traffic areas.	Usage in wet conditions: Suitable for wet surroundings.
Color Range 	Other Names: Jerusalem Cream Stone Type: Limestone Quarry Location: Mitzpe Ramon, Grebelsky Quarry	Special Notes: <ul style="list-style-type: none">• Might contain dry seams, pits, fossils and glass veins- all of which are inherent characteristics of the stone and are filled at the factory during production. Since these voids may sometimes lose their fillings, they should be refilled as a part of standard maintenance.• This stone contains deposits of minerals that may react to moisture. Caution should be taken in installations where this material is exposed to standing or running water which may result in spalling on the face of the stone.• Application of a sealer is recommended. (Note: It is advised to apply a sealer prior to grouting.) <p style="text-align: right;">Back to Top</p>

Grey Gold




Exterior Usage: Suitable for paving and cladding applications in freezing and non-freezing conditions.	Durability: Suitable for most commercial and/or high traffic areas.	Usage in wet conditions: Suitable for wet surroundings.
------------------------------------------------------------------------------------------------------------------	-------------------------------------------------------------------------------	-------------------------------------------------------------------



Other Names: Ramon Gray Gold Silver Gold Jerusalem Gray Gold Jerusalem Fossil	Special Notes: <ul style="list-style-type: none">Application of a sealer is recommended. (Note: It is advised to apply a sealer prior to grouting.)
Stone Type: Limestone	
Quarry Location: Mitzpe Ramon, Grebelsky Quarry	

[Back to Top](#)

Jerusalem Pearl




Exterior Usage:	Durability:	Usage in wet conditions:
Not recommended for exterior usage.	Suitable for residential and/or low traffic conditions only.	Spalling on the face of the stone may occur in case of access humidity or still water underneath the stone.




Other names: Crème G Jerusalem Cream Cream Pearl	Special Notes: <ul style="list-style-type: none">• Might contain dry seams, pits, fossils and glass veins- all of which are inherent characteristics of the stone and are filled at the factory during production. Since these voids may sometimes lose their fillings, they should be refilled as a part of standard maintenance.• This stone contains deposits of minerals that may react to moisture. Caution should be taken in installations where this material is exposed to standing or running water which may result in spalling on the face of the stone.• Application of a sealer is recommended. (Note: It is advised to apply a sealer prior to grouting.)
Stone Type: Limestone	
Quarry Location: Shomron	

[Back to Top](#)

Jerusalem Desert



Exterior Usage: Suitable for cladding and paving in non-freezing conditions only.	Durability: Suitable for residential and/or low traffic areas. High traffic conditions require a high level of maintenance.	Usage in wet conditions: Spalling on the face of the stone may occur in case of access humidity or still water underneath the stone.
---------------------------------------------------------------------------------------------	---------------------------------------------------------------------------------------------------------------------------------------	------------------------------------------------------------------------------------------------------------------------------------------------



Other names: Jerusalem White Jerusalem Bone Jerusalem Cream	Stone Type: Limestone
Quarry Location: Bethlehem	Special Notes: <ul style="list-style-type: none">• Might contain dry seams, pits, fossils and glass veins- all of which are inherent characteristics of the stone and are filled at the factory during production. Since these voids may sometimes lose their fillings, they should be refilled as a part of standard maintenance.• This stone contains deposits of minerals that may react to moisture. Caution should be taken in installations where this material is exposed to standing or running water which may result in spalling on the face of the stone.• Application of a sealer is recommended. (Note: It is advised to apply a sealer prior to grouting.)

[Back to Top](#)

Jerusalem Bone

Exterior Usage:

Suitable for cladding in freezing and non-freezing conditions.



Suitable for paving in **non-freezing** conditions only.

Durability:

Suitable for residential and/or low traffic conditions only.

Usage in wet conditions:

Spalling may occur in case of access humidity or still water underneath the stone.



Other names:

Hebron Yellow
Jerusalem Yellow
Jerusalem Honey
Yatta Yellow
Hebron Gold

Stone Type:

Limestone

Quarry Location:


Hebron

Special Notes:

- Might contain dry seams, pits, fossils and glass veins- all of which are inherent characteristics of the stone and are filled at the factory during production. Since these voids may sometimes lose their fillings, they should be refilled as a part of standard maintenance.
- This stone contains deposits of minerals that may react to moisture. Caution should be taken in installations where this material is exposed to standing or running water which may result in spalling on the face of the stone.
- Application of a sealer is recommended. (Note: It is advised to apply a sealer prior to grouting.)

[Back to Top](#)


Jerusalem Cream




Exterior Usage:	Durability:	Usage in wet conditions:	
Suitable for cladding in freezing and non-freezing conditions. Suitable for paving in non-freezing conditions.	Suitable for residential and/or low traffic conditions only.	Spalling may occur in case of access humidity or still water underneath the stone.	
<p>Color Range</p>	Other names: Hebron White Stone Type: Limestone Quarry Location: Hebron	Special Notes: <ul style="list-style-type: none">• Might contain dry seams, pits, fossils and glass veins- all of which are inherent characteristics of the stone and are filled at the factory during production. Since these voids may sometimes lose their fillings, they should be refilled as a part of standard maintenance.• This stone contains deposits of minerals that may react to moisture. Caution should be taken in installations where this material is exposed to standing or running water which may result in spalling on the face of the stone.• Application of a sealer is recommended. (Note: It is advised to apply a sealer prior to grouting.)	

[Back to Top](#)


Halila




Exterior Usage: Suitable for paving and cladding applications in non-freezing conditions only.	Durability: Suitable for residential and/or low traffic areas. High traffic conditions require a high level of maintenance.	Usage in wet conditions: Spalling on the face of the stone may occur in case of access humidity or still water underneath the stone.
Color Range 	Other names: Antique Gold Galil Gold J. Gold Tafuch Stone Type: Limestone Quarry Location: Hebron	Special Notes: <ul style="list-style-type: none">• Might contain dry seams, pits, fossils and glass veins- all of which are inherent characteristics of the stone and are filled at the factory during production. Since these voids may sometimes lose their fillings, they should be refilled as a part of standard maintenance.• This stone contains deposits of minerals that may react to moisture. Caution should be taken in installations where this material is exposed to standing or running water which may result in spalling on the face of the stone.• Application of a sealer is recommended. (Note: It is advised to apply a sealer prior to grouting.)

[Back to Top](#)


Jerusalem Red



Exterior Usage: Suitable for cladding and paving in non-freezing conditions only.	Durability: Suitable for most commercial and/or high traffic areas.	Usage in wet conditions: Spalling and cracking may occur in case of access humidity or still water underneath the stone.
 <p>Color Range</p>	Other names: Slaib Stone Type: Dolomite Quarry Location: Jerusalem	Special Notes: <ul style="list-style-type: none">• Might contain dry seams, pits, fossils and glass veins- all of which are inherent characteristics of the stone and are filled at the factory during production. Since these voids may sometimes lose their fillings, they should be refilled as a part of standard maintenance.• This stone contains deposits of minerals that may react to moisture. Caution should be taken in installations where this material is exposed to standing or running water which may result in spalling on the face of the stone.• Application of a sealer is recommended. (Note: It is advised to apply a sealer prior to grouting.)

[Back to Top](#)

Benjamin Grey



Exterior Usage:
Not recommended for exterior usage in any conditions.

Durability:
Suitable for residential and/or low traffic areas only.

Usage in wet conditions:
Spalling on the face of the stone may occur in case of access humidity or still water underneath the stone.



Other names:
Jerusalem Blue
Jerusalem Gray
Bir-Zeit

Stone Type:
Limestone


Quarry Location:
Shomron


Special Notes:

- Might contain dry seams, pits, fossils and glass veins- all of which are inherent characteristics of the stone and are filled at the factory during production. Since these voids may sometimes lose their fillings, they should be refilled as a part of standard maintenance.
- This stone contains deposits of minerals that may react to moisture. Caution should be taken in installations where this material is exposed to standing or running water which may result in spalling on the face of the stone.
- Application of a sealer is recommended. (Note: It is advised to apply a sealer prior to grouting.)

[Back to Top](#)

Galilee Grey



Exterior Usage: Suitable for paving and cladding applications in non-freezing climates only.	Durability: Suitable for residential and/or low traffic areas. High traffic conditions require a high level of maintenance.	Usage in wet conditions: Spalling and cracking may occur in case of excess humidity or still water underneath the stone.
Color Range 	Other names: Jat Jerusalem Gray Stone Type: Dolomite Quarry Location: Galilee, Grebelsky Quarry	Special Notes: <ul style="list-style-type: none">• Might contain dry seams, pits, fossils and glass veins- all of which are inherent characteristics of the stone and are filled at the factory during production. Since these voids may sometimes lose their fillings, they should be refilled as a part of standard maintenance.• This stone contains deposits of minerals that may react to moisture. Caution should be taken in installations where this material is exposed to standing or running water which may result in spalling on the face of the stone.• Application of a sealer is recommended. (Note: It is advised to apply a sealer prior to grouting.)

[Back to Top](#)

About us

Our story begins in Jerusalem, in 1923. That same year Mr. Aharon Grebelsky, a pioneer, a dreamer, founded the A.Grebelsky Company, the first Industrial Stone Factory in Israel. Since then and up to this date, the development and prosperity of the company is embedded in these strong foundations.

In the 1950s, the company management was assigned over to the hands of Yechiel Grebelsky, Aharon's son. Under his management, the small scale company slowly became one of the leading companies in the stone industry in Israel. The company was the stone supplier of a few of the most prestigious local projects in Israel.

During the 1990s, Arik and Hanan Grebelsky, Yechiel's two sons joined the third generation management team. The dedication, professionalism and the vast experience this generation has accumulated carried them out to a high level of respect among architects, distributors and project managers in the US, Europe and the Far East.

The stone quarried in the company's privately owned quarry and produced in its highly developed modern factory was used for major projects worldwide. In spite of the expansion and growth the company has experienced over the years, all customers earn a personal care and service by the owners who personally ensure the end product will be best suited for the customer's needs.



[Back to Top](#)


Applications



Indoor cladding (Lobby wall)

Bank Of America Headquarters, NY
Ramon Grey Honed, Variant Pattern

Crebelstky



Indoor Flooring

The Metropolitan Museum, NY
Jerusalem Gold Honed

Crebelstky



Outdoor Flooring

Private Residence, CA
Grey Gold Tumbled

Crebelstky



Outdoor cladding

New Square, NY
Ramon Gray Bushhammered

Crebelstky

[Back to Top](#)

Contact Us

info@grebelsky.com


4 Hamelacha Street

Har Tuv A industrial zone 99065 Israel

T: 972-2-999-6090

F: 972-2-999-6040

<http://www.grebelsky.com>



[Back to Top](#)